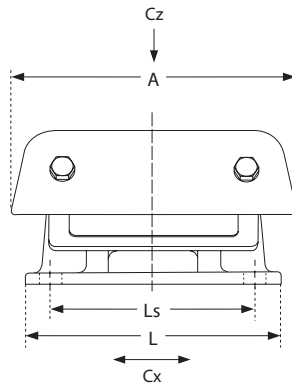
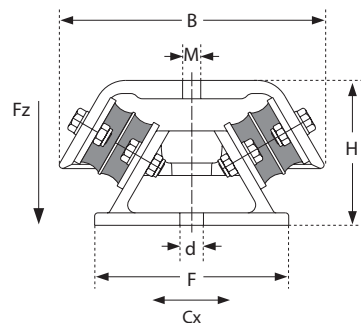


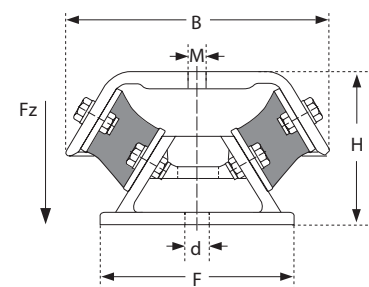
Artikel-Nr	A (mm)	B (mm)	H (mm)	L (mm)	Ls (mm)	F (mm)	d (mm)	M (mm)
60213	230	204	110	205	165	148	18	M16i
60213HD	230	204	125	205	165	148	18	M16i



Type 60.213



Type 60.213HD



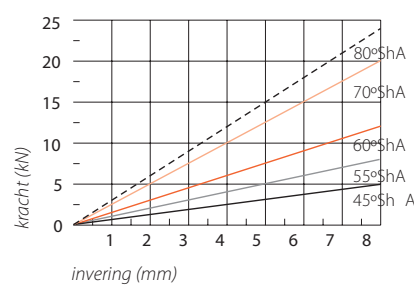
De grafiek geeft de inverting van de demper bij verticale belasting weer.

De horizontale stijfheden verhouden zich tot de verticale stijfheid als volgt:

Type	Cz	Cx	Cy
60.213	1	0,25	2,5
60.213HD	1	0,30	1,7

Cz = drukrichting
Cx = langsrichting
Cy = dwarsrichting

Belasting Fz type 60.213



Belasting Fz type 60.213HD

